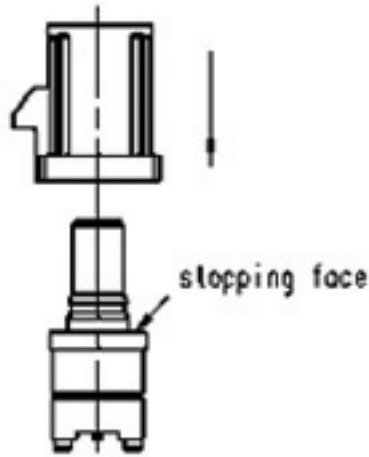
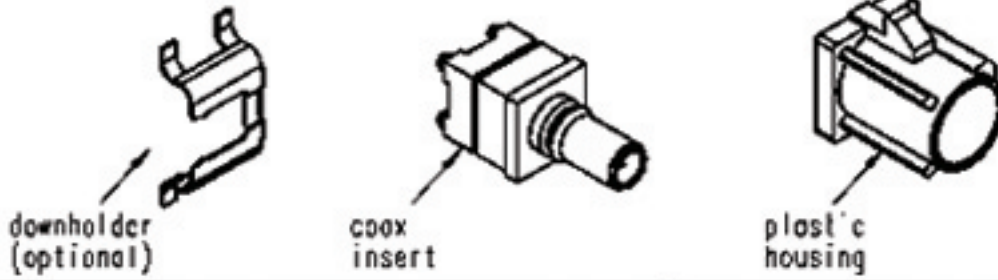


M 176

Montageanleitung
Assembly Instruction

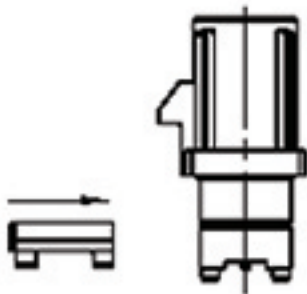
IMS CONNECTOR SYSTEMS

HF-Steckverbinder
RF Connectors

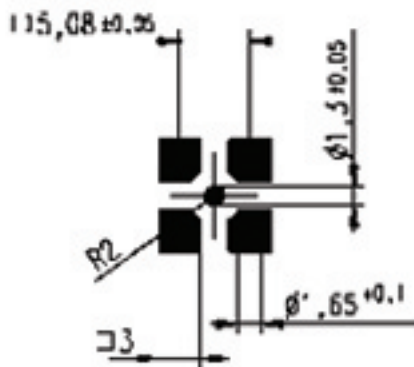


Press the plastic housing on the coax insert. Plastic housing must be pressed on stopping face. Please take care, do not damage the plastic housing or coax insert.

Tool for assembly:
IMS part number AGK-3918



Push the downholder into the nut of the coax insert until you feel a click



proposal
PCB- layout and drilling template