

# Assembly Instruction

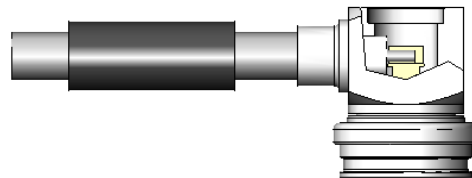
IMS CONNECTOR SYSTEMS GmbH  
 Obere Hauptstrasse 30  
 D-79843 Löffingen  
 Postfach 1141  
 D-79840 Löffingen

Tel (+49) 7654 901-0  
 Fax (+49) 7654 901-199  
 Net: www.imscs.com  
 E-mail: sales@imscs.com

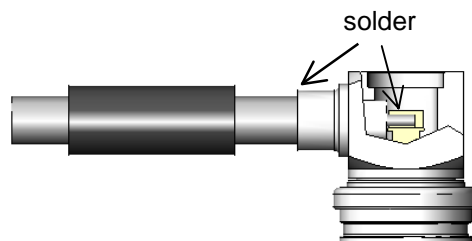
<b>Number:</b> M-186	<b>Date:</b> 19.07.05
<b>Description:</b> Cable mount angle plug / jack	<b>Signature:</b> R.Schwär
	<b>Page:</b> 1 of 1

Using parts:

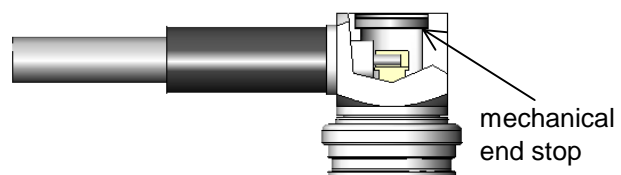
- 1.) Slide the heatshrink tubing (opt.) onto the cable.
- 2.) Push the cable in the body until final stop.



- 3.) Solder inner and outer contact.



- 4.) Press in the cap to mechanical end stop.



- 5.) Slide the optional heatshrink tubing over the crimp ferrule and heatshrink it in place.