

Assembly Instruction

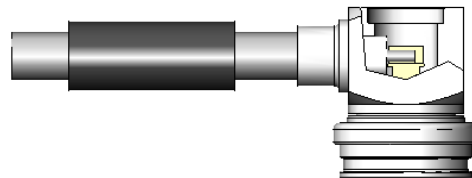
IMS CONNECTOR SYSTEMS GmbH
 Obere Hauptstrasse 30
 D-79843 Löffingen
 Postfach 1141
 D-79840 Löffingen

Tel (+49) 7654 901-0
 Fax (+49) 7654 901-199
 Net: www.imscs.com
 E-mail: sales@imscs.com

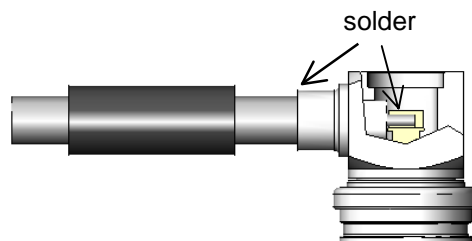
Number: M-186	Date: 19.07.05
Description: Cable mount angle plug / jack	Signature: R.Schwär
	Page: 1 of 1

Using parts:

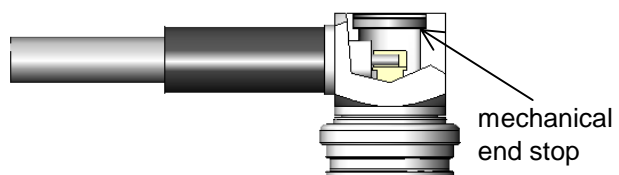
- 1.) Slide the heatshrink tubing (opt.) onto the cable.
- 2.) Push the cable in the body until final stop.



- 3.) Solder inner and outer contact.



- 4.) Press in the cap to mechanical end stop.



- 5.) Slide the optional heatshrink tubing over the crimp ferrule and heatshrink it in place.