


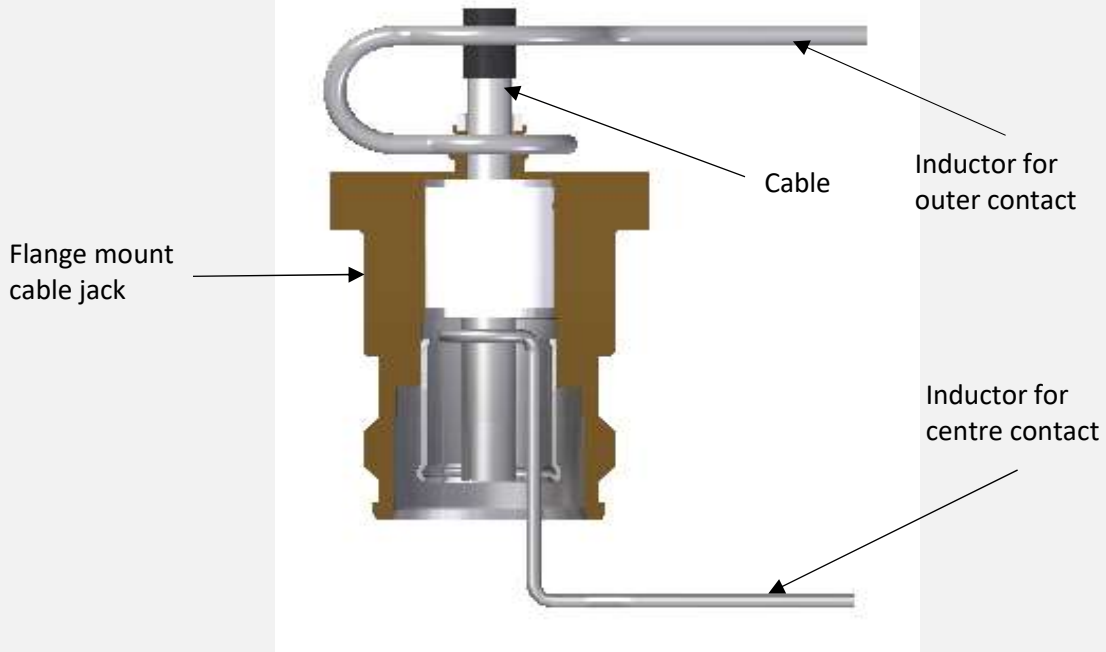


Customer Assembly Instruction

Number:	M-261	Nummer:
Description:	4.3-10-Flange mount cable jack	Beschreibung:
		

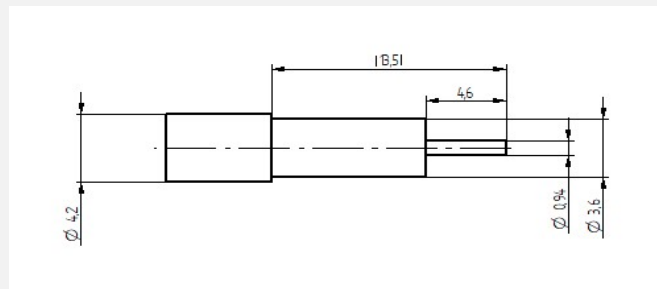
Recommended Soldering Process

Inductive soldering



Cable Stripping Dimension

Cable: UT-141; Flexiform 402



Rev.: 2	Date: 03.12.2014	Signature: R.Schwär	Alteration: Modification	Approved:
------------	---------------------	------------------------	-----------------------------	-----------

Customer Assembly Instruction

Seite / Page
2 / 2

Number:

M-261

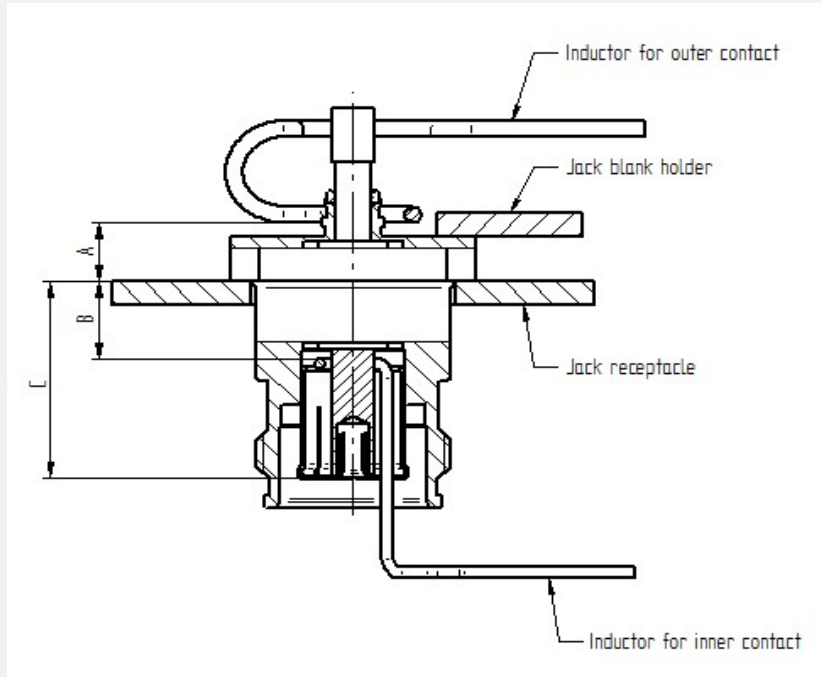
Nummer:

Description:

4.3-10-Flange mount cable jack

Beschreibung:

Soldering Set-up



Inductor position:

- Dimension A: XXXXmm
- Dimension B: XXXXmm
- Dimension C: XXXXmm

Soldering Parameter

TBD

Notes

Aufzeichnungen

While the information has been carefully compiled to the best of our knowledge, nothing is intended as representation or warranty on our part and no statement herein shall be construed as recommendation to infringe existing patents. In the effort to improve our products, we reserve the right to make changes judged to be necessary.

Rev.: 2	Date: 03.12.2014	Signature: R.Schwär	Alteration: Modification	Approved:
------------	---------------------	------------------------	-----------------------------	-----------