

# 4.3-10 CONNECTOR

Full sized performance in miniaturized space


- » Excellent PIM performance
- » Superior electrical performance
- » Compact connector size
- » Screw / Hand-screw / Quick lock coupling
- » Easy installation



# 4.3-10 CONNECTOR

## Small and reliable

With our new compact and easy to install 4.3-10 series, IMS Connector Systems is in advance of the mobile communication industry's most demanding requirements. Despite a significant smaller size than 7/16 connectors, they offer outstanding return loss and low passive intermodulation values. Because of their innovative ground connection, this performance is independent of installation torque. Quick lock versions are available in addition to conventional wrenched and hand-tightened screw-on connections.



## Product Features

- » One interface – 3 coupling variations
  - Screw / Hand-screw / Quick lock coupling
- » Excellent passive intermodulation behaviour
  - Very low passive intermodulation
  - Independent of torque and coupling mechanism
- » Premium RF performance independent of torque
  - Outstanding return and insertion loss
  - High shielding efficiency
- » Space and weight saving construction
  - 40 % smaller than 7/16 series
  - 25.4 mm compact flange size
  - 60 % weight savings over conventional 7/16 connectors
- » IP 68 watertight seal in longitudinal and transverse direction
  - Full radio and antenna protection in mated and unmated conditions with customized IP 68 solutions
  - Compliant with IEC 60529
- » High mechanical protection of RF contact areas
- » Complies with IEC-169-54 norm
- » Lead-free compliant with RoHS (Directive 2002/95/EC)
- » Recyclable components compliant with WEEE (Directive 2002/96/EC)



# APPLICATIONS

- » Designed for mobile network equipment in
  - macro cell
  - small cell
  - in-building wireless systems
- » Radio Remote Units
- » Active and passive antennas



Undisturbed antenna technology



Robust at each weather







## Comparative Technical Data

	4.3-10	4.1-9.5 (mini DIN)	7/16 (DIN)
Typical flange size	25.4 mm	25.4 mm	32 mm
Return loss	≥ 36 dB @ DC to 4 GHz ≥ 32 dB @ 4 GHz to 6 GHz	≥ 30 dB @ DC to 0.5 GHz ≥ 23 dB @ 0.5 GHz to 4 GHz ≥ 20 dB @ 4 GHz to 10 GHz	≥ 36 dB @ DC to 4 GHz ≥ 32 dB @ 4 GHz to 6 GHz
Power handling	500 W @ 2 GHz @ 90°	450 W @ 2 GHz @ 85°	1000 W @ 2 GHz @ 85°
RF leakage	≥ 120 dB @ DC to 6 GHz (screw types)	≥ 128 dB @ DC to 1 GHz (tool types)	≥ 110 dB @ DC to 1 GHz (tool types)
Passive intermodulation	≥ 160 dBc @ 2 x 46 dBm @ 0.4 to 4 GHz ≥ 166 dBc @ 2 x 43 dBm @ 0.4 to 4 GHz	≥ 158 dBc @ 2 x 43 dBm @ 0.4 to 4 GHz -	- -
Degree of protection (watertightness)	IP 68 (@ 25m, 1 hour)	IP 68 (@ 25m, 1 hour)	IP 68 (@ 25m, 1 hour)
Mating cycles	≥ 100	≥ 500	≥ 500
Coupling mechanisms	Screw, Hand-screw, Quick lock	Screw	Screw
Coupling torque (screw type)	≥ 5 Nm	≥ 17 Nm	≥ 25 Nm

For specification and information in detail please see [www.imscs.com](http://www.imscs.com) >> Product Catalogue

PANEL MOUNT TYPES

□ □ □ → sorted by increasing connector length

PRODUCT DESCRIPTION	Flange mount jack – □ 21 * 27.5 mm	Flange mount jack – □ 25.4 mm
PART NUMBER	7397.VDZ.2018.205 Flange hole Ø 3.4 mm	5217.VDZ.2018.205 Flange hole Ø 3.6 mm
LENGTH = 21 mm – 30 mm		
PRODUCT PICTURE		
PRODUCT DESCRIPTION	Flange mount jack – □ 25.4 mm <b>IP 68</b>	Flange mount jack – □ 25.4 mm <b>IP 68</b>
PART NUMBER	7399.VDZ.2018.205 Flange hole Ø 3.2 mm	7400.VDZ.2018.205 Flange hole Ø 3.2 mm
LENGTH = 30 mm – 39.5 mm		
PRODUCT PICTURE		
PRODUCT DESCRIPTION	Flange mount jack – □ 35.6 mm	Flange mount jack – □ 35.6 mm
PART NUMBER	5218.VDZ.2018.205 Flange hole Ø 3.2 mm	7395.VDZ.2018.205 Flange hole Ø 4.5 mm
LENGTH = 41 mm – 42.5 mm		
PRODUCT PICTURE		

CABLE MOUNT TYPES

PRODUCT DESCRIPTION	Flange mount cable jack – □ 25.4 mm	Flange mount cable jack – □ 32.0 mm
PART NUMBER	5207.VDZ.2818.084 UT 216 5209.VDZ.2818.074 UT 141, Flexiform 402	5206.VDZ.2818.084 UT 216 5208.VDZ.2818.074 UT 141, Flexiform 402
PRODUCT PICTURE		

ADAPTERS

PRODUCT DESCRIPTION	4.3-10 (f) – N (f) Adapter	4.3-10 (f) – N (m) Adapter
PART NUMBER	7441.VDZ.9910.005	7440.VDZ.8910.005
PRODUCT PICTURE		

Remark **IP 68** : Fully longitudinal & transversal watertight types



Flange mount jack – □ 25.4 mm IP 68	Flange mount jack – □ 25.4 mm IP 68	Flange mount jack – □ 25.4 mm
7414.VDZ.2018.205 Flange hole Ø 3.2 mm	7442.VDZ.2018.205 Flange hole Ø 3.5 mm	5351.VDZ.2018.205 Flange hole Ø 3.2 mm
		
Flange mount jack – □ 25.4 mm	Flange mount jack – □ 32.0 mm	Flange mount jack – □ 21 * 33 mm
7406.VDZ.2018.205 Flange hole Ø 3.25 mm	7407.VDZ.2018.205 Flange hole Ø 3.2 mm	5220.VDZ.2018.205 Flange hole Ø 3.2 mm
		
Flange mount jack – □ 25.4 mm	Flange mount jack – □ 25.4 mm	Bulkhead jack
7396.VDZ.2018.205 Flange hole Ø 3.6 mm	7408.VDZ.2018.205 Flange hole Ø 3.6 mm	5205.VDZ.2010.005
		

Cable mount angle plug	Cable mount plug	
5250.VDZ.1020.074 UT 141, Flexiform 402	5237.VDZ.1010.074 UT 141, Flexiform 402	
		

4.3-10 (m) – N (m) Adapter	4.3-10 (f) – 7/16 (m) Adapter Measuring version / Industrial version	4.3-10 (m) – 7/16 (m) Adapter Measuring version / Industrial version
7435.VDZ.7910.005	5201.VDZ.8910.005 / 5202.VDZ.8910.005	5200.VDZ.7910.005 / 5211.VDZ.7910.005
		

# ONE JACK FOR ALL PLUG TYPES 3 COUPLING VARIATIONS POSSIBLE

Screw type



Hand-screw type



Quick lock type

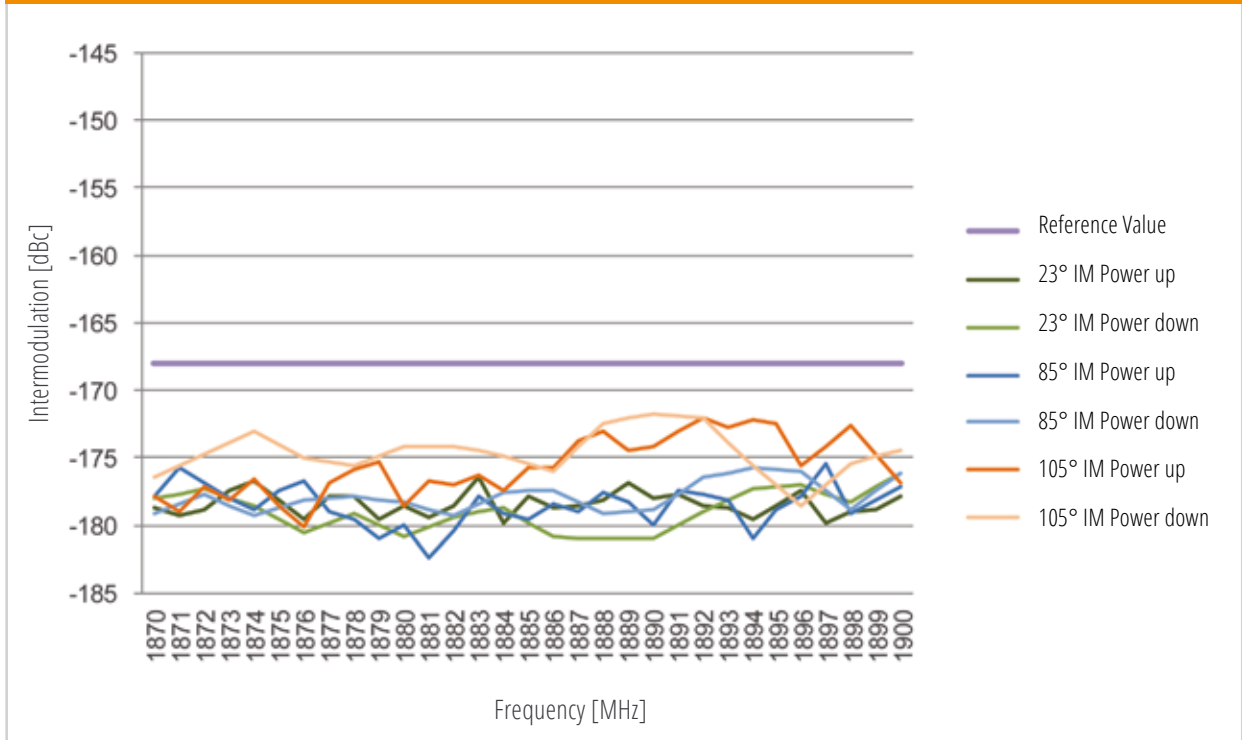


Universal jack

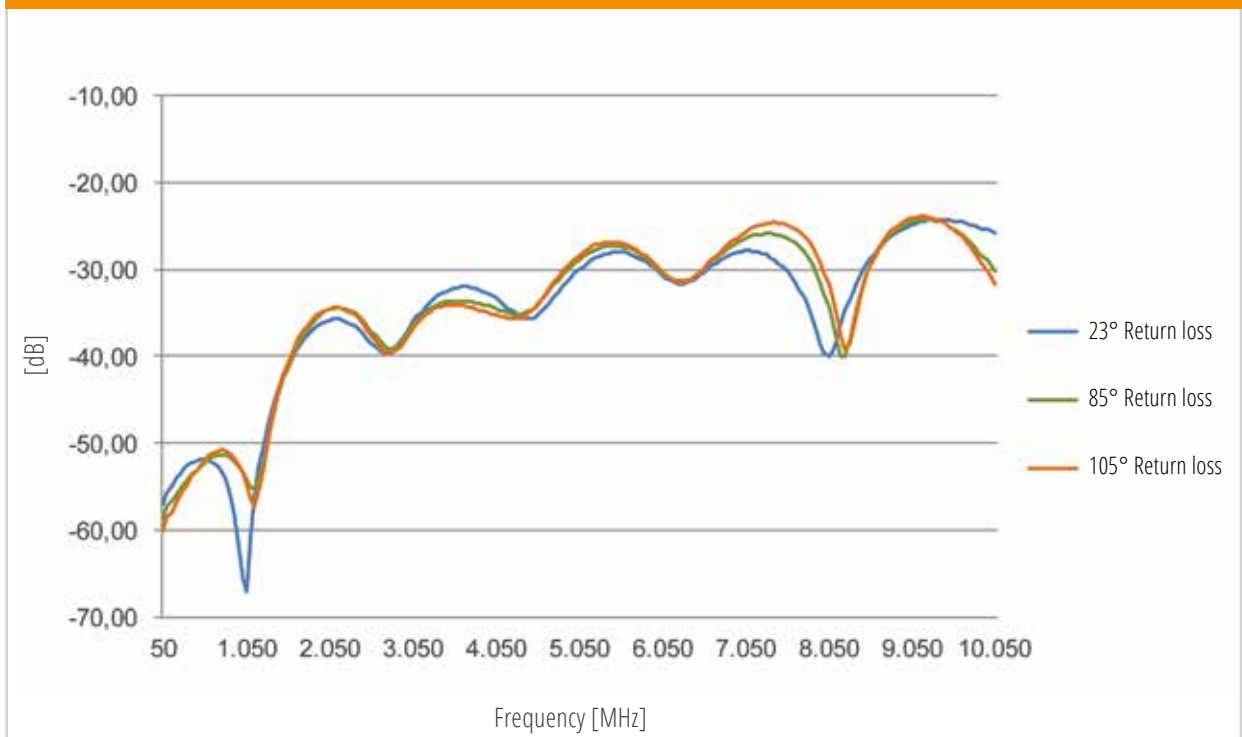


# EXCELLENT HEAT STABILITY UP TO 105 °C

## PIM MEASUREMENTS



## RETURN LOSS





### EUROPE

IMS Connector Systems GmbH  
Obere Hauptstraße 30  
DE-79843 Löffingen

Phone (+49) 7654 901-100  
Fax (+49) 7654 901-199  
sales@imscs.com

### AMERICAS

IMS Connector Systems Inc  
4195 Valley Fair Street  
Suite 206  
US-Simi Valley, CA 93063

Phone (+1) 805 422-8044  
sales@imscsusa.com

### APAC

IMS Connector Systems Ltd  
No 35, Huo Ju Road  
SND Science & Technology Park  
CN-Suzhou 215011

Phone (+86) 512 6808-1816  
Fax (+86) 512 6825-2388  
sales@imscscn.com

## **IMS** CONNECTOR SYSTEMS

HEADQUARTERS, GERMANY  
IMS Connector Systems GmbH  
Obere Hauptstraße 30  
DE-79843 Löffingen

Phone (+49) 7654 901-100  
Fax (+49) 7654 901-199

sales@imscs.com  
www.imscs.com



Please visit as well  
our 4.3-10 microsite:  
[www.43-10.com](http://www.43-10.com)