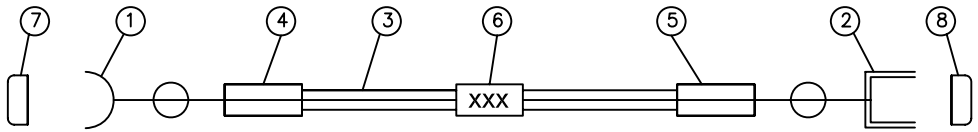

Pos.	pcs	Description	Type–No./Contents	Remark
1	1	Connector		I–PEX number: 20278–112R–32
2				
3	1	Cable		look at table (right)
4				
5				
6				
7				
8				

	No. of cable		Pcs.	

Pos.	pcs	Cable –No	Cable–typ	cable color	Total length (L)
3	1	K–6414–01	O.D. ø1.32mm	grey	$L=110^{+0}_{-2}$mm
B	1	K–6414–02	O.D. ø1.32mm	black	$L=330^{+0}_{-2}$mm
B	1	K–6414–03	O.D. ø1.32mm	orange	$L=330^{+0}_{-2}$mm
B	1	K–6414–04	O.D. ø1.32mm	grey	$L=140^{+0}_{-2}$mm
B	1	K–6414–05	O.D. ø1.32mm	yellow	$L=140^{+0}_{-2}$mm

Stripping dimension	Stripping dimension	Remarks
POS. 1	POS. 2 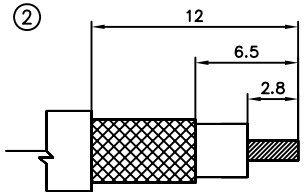	Pos. 1 Outer: Inner: Pos. 2 Outer: Inner:

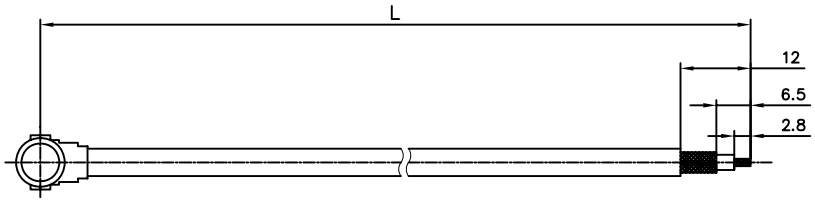

Frequency range:
VSWR:
Insertion loss:
Operation Temperature Range:
Impedance:
Proof Voltage:

IMS CONNECTOR SYSTEMS

General Tolerance
AA–CS–12

	date	name
generate	13.02.09	Dony. Ni
checked		
norm		

scale:
Customer:
Customer drawing no:

RF Cable Assembly

K–6414–xx

Rev. B

nr.	rev.	alteration	date	name
	B	Add new item	01.03.09	Dony